



# Spectrum Compact Series

Spectrum Analyzers 300 MHz to 87 GHz  
and Signal Generators 6 GHz to 40 GHz



- Essential tool for interference detection, site survey, and path alignment
- Market leading receiver sensitivity: -105 dB at 1MHz RBW
- Instant On/Off functionality with simple, intuitive controls
- Stand-alone tool, no external controller required
- Included PC software for post-measurement analysis and reporting
- Resistive LCD touchscreen allows working with gloves on
- World's smallest mmWave spectrum analyzer designed specifically for comfortable outdoor use in a variety of challenging environments

Proudly Distributed by Gap Wireless

CONTACT US: 1-855-826-3781 | [quotes@gapwireless.com](mailto:quotes@gapwireless.com) | [gapwireless.com](http://gapwireless.com)



# Spectrum Analyzers Key Characteristics



JOSSAP10  
JOSSAP11  
JOSSAP12  
JOSSAP13

P/N	JOSSAP33	JOSSAP10 JOSSAP11 JOSSAP12 JOSSAP13	JOSSAP14	JOSSAP60	JOSSAP80
Frequency range	0.300 - 3.000 GHz	2.000 - 8.000 GHz; 5.925 - 12.000 GHz; 10.000 - 18.000 GHz; 17.000 - 24.300 GHz	24.000 - 40.000 GHz	56.000 - 67.000 GHz	70.000 - 87.000 GHz
Input power range	-125 dBm to +20 dBm	-105 to -40 dBm	-105 to -40 dBm	-90 to -40 dBm	-90 to -30 dBm
Max input power	30 dBm	0 dBm	0 dBm	0 dBm	0 dBm
RBW	30, 100, 300 kHz	1 MHz	1 MHz	10 MHz	10 MHz
VBW	3, 10, 30, 100, 300 kHz	300 kHz	300 kHz	300 kHz	300 kHz
Min. Span	3 MHz	100 MHz	100 MHz	1 GHz	1 GHz
Max. Span	full bandwidth	full bandwidth	full bandwidth	full bandwidth	full bandwidth
Sweep speed	0.5s @ 30 MHz Span	0.5s @ Min. Span	0.5s @ Min. Span	0.5s @ 1 GHz Span	0.5s @ 1 GHz Span
Accuracy*	+/- 3 dB	+/- 1 dB	+/- 1 dB	+/- 1 dB	+/- 1 dB
Input	50 ohm SMA (f)	50 ohm SMA (f)	50 ohm 2.92 mm (f)	WR 15	WR 12
Interface	USB Type-C	mini USB 2.0 (1.1)	mini USB 2.0 (1.1)	mini USB 2.0 (1.1)	mini USB 2.0 (1.1)
Battery life	up to 3h	up to 4h	up to 4h	up to 3h	up to 3h
Operating temperature	-15°C to +40°C / 5°F to 104°F	-15°C to +55°C / 5°F to 131°F	-15°C to +55°C / 5°F to 131°F	-15°C to +55°C / 5°F to 131°F	-15°C to +55°C / 5°F to 131°F
Dimensions	135 x 83 x 34 mm / 5.31 x 3.27 x 1.34 in	128 x 81 x 24 mm / 5.04 x 3.2 x 0.94 in	128 x 81 x 24 mm / 5.04 x 3.2 x 0.94 in	147 x 83 x 34 mm / 5.79 x 3.27 x 1.34 in	147 x 83 x 34 mm / 5.79 x 3.27 x 1.34 in
Weight	0.5 kg / 17.6 oz	0.3 kg / 10.6 oz	0.4 kg / 14.11 oz	0.57 kg / 20.11 oz	0.57 kg / 20.11 oz

\* Guaranteed at 21°C/70°F CW signal



Antenna kit in a ruggedized transport case



Tripod for horn antenna  
3 GHz - 40 GHz



Spectrum Compact kit with ruggedized WG to SMA adapters, RF cable, attenuators

Proudly Distributed by Gap Wireless

CONTACT US: 1-855-826-3781 | quotes@gapwireless.com | gapwireless.com



# Signal Generator Key Characteristics



P/N	JOSSAG11	JOSSAG12	JOSSAG13	JOSSAG14
Frequency range	5.925 - 12.000 GHz	10.000 - 18.000 GHz	17.000 - 24.300 GHz	24.000 - 40.000 GHz
Output power range	-3 dBm to +13 dBm	-3 dBm to +11 dBm	-3 dBm to +10 dBm	-3 dBm to +5 dBm
Frequency accuracy		+/- 10 ppm		+/- 10 ppm
Phase noise		< -80dBc/Hz @100kHz		< -80dBc/Hz @100kHz
Adjustable frequency step		1 MHz		1 MHz
Adjustable power step		1 dBm		1 dBm
Signal form		Continuous wave		Continuous wave
Accuracy*		+/- 1 dBm		+/- 1 dBm
Output		50 ohm SMA (f)		50 ohm 2.92mm (f)
Interface		mini USB 2.0 (1.1)		mini USB 2.0 (1.1)
Battery life		up tp 4h		up to 3h
Operating temperature		-15°C to +55°C / 5°F to 131°F		-15°C to +55°C / 5°F to 131°F
Dimensions		128 x 81 x 24 mm / 5.04 x 3.2 x 0.94 in		130 x 81 x 28 mm / 5.11 x 3.2 x 1.1 in
Weight		0.3 kg / 10.6 oz		0.4 kg / 14.11 oz

\* Guaranteed throughout all the temperature range

## Available Accessories



Extension stick for near side radio measurements



0.17m 38dBi antenna



Attenuator kit, 60 dB



Waveguide adapters, 3 GHz - 40 GHz



40 GHz RF cable with thumbscrews

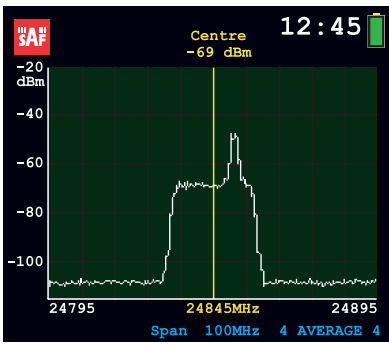


20dBi mmWave antenna

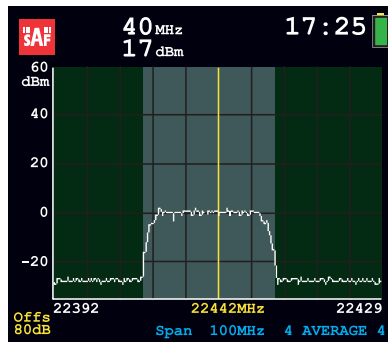
Proudly Distributed by Gap Wireless

CONTACT US: 1-855-826-3781 | quotes@gapwireless.com | gapwireless.com

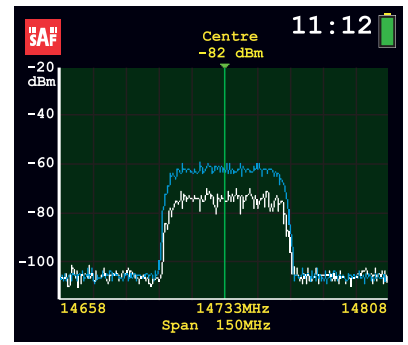




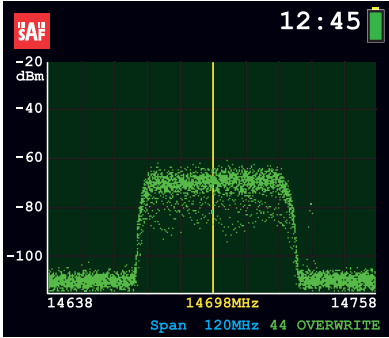
Easy In band, out of band, co-channel, adjacent channel interference detection



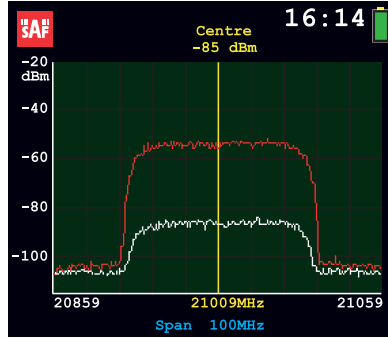
Power In Band function for signal power measurements



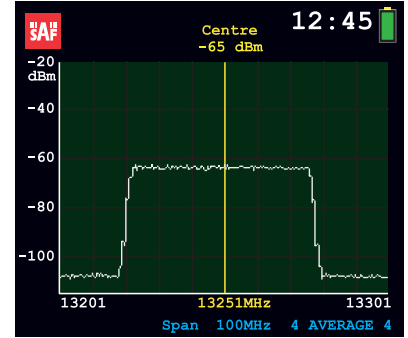
Max Hold Trace mode guarantees precise antenna alignment on main lobe



Overwrite function allows easy Multipath detection



Use previously saved file as reference for real-time radio signal comparison



Verify radio signal according to radio configuration and specification

“ It’s like having an RF tape measure on my belt. ”

“ Finally, a spectrum analyzer that doesn’t require a long boot time and cumbersome setup. I’m not going to get rid of my power meter but I find myself using it less and less. ”

“ I love mine. It’s a tool I can keep on my desk. The instant-on functionality gives me the opportunity to easily investigate the physical layer to do characterization work that lowers the overall uncertainty budgets in my EMC measurements. ”



For more detailed information about SAF Tehnika products visit [www.saftehnika.com](http://www.saftehnika.com) or contact your SAF Tehnika representative [info@saftehnika.com](mailto:info@saftehnika.com)  
Product features may vary between different models and configurations. They are subject to change without prior notice.

SAF Tehnika © 2018

Proudly Distributed by Gap Wireless

CONTACT US: 1-855-826-3781 | [quotes@gapwireless.com](mailto:quotes@gapwireless.com) | [gapwireless.com](http://gapwireless.com)

